

## **Appendix A:**

### **Instructions for making payment through SBI Collect**

Payment of CEED Application fee has to be made through SBI Collect facility using Internet banking, Credit cards or Debit cards.

Follow the Instructions given below for making your payments.

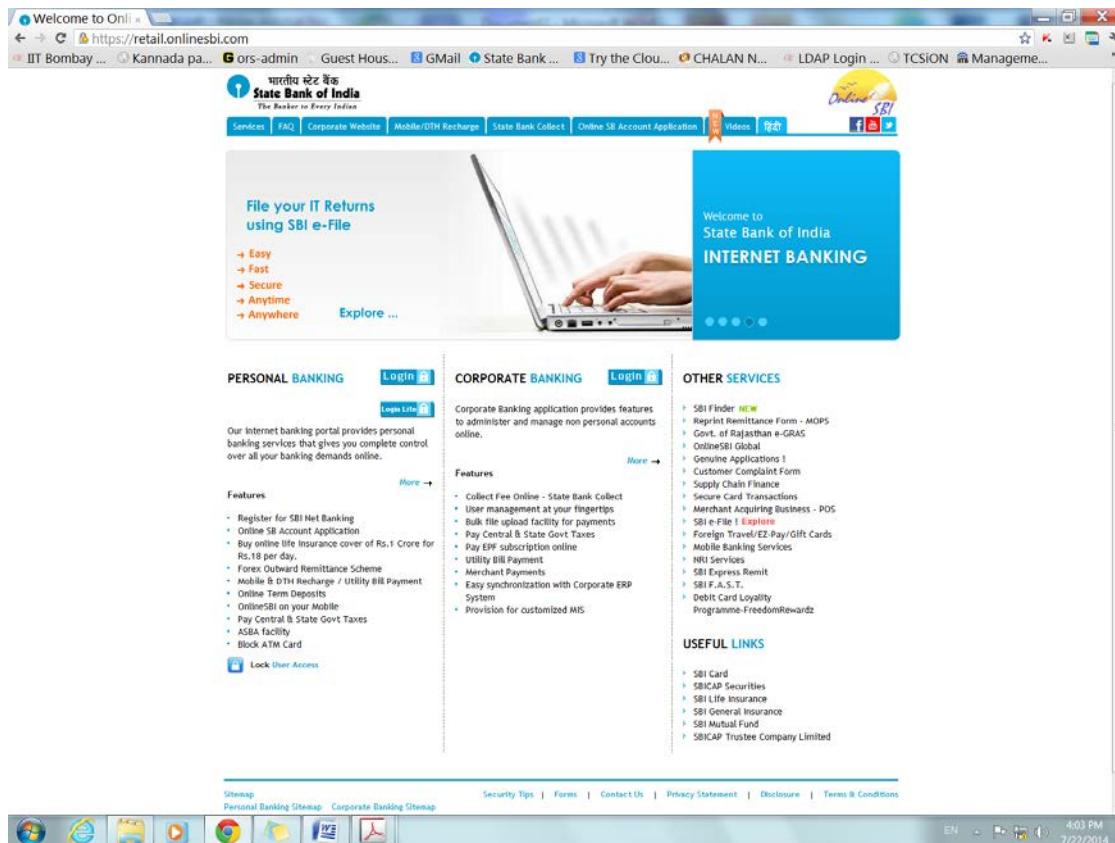
Steps to be followed:

- Access <https://www.onlinesbi.com>
- Click on **State Bank Collect**
- Click Checkbox to accept '**Terms & conditions**'
- Then click on '**Proceed**'
- Select State as '**Maharashtra**'
- Select Type of Category as '**Educational Institutions**'
- Click on 'Go'
- Select the Name of the institution as "**CEED, IIT Bombay Application Fee**"
- Select the payment category as per the table given below

<b>Category</b>	<b>Fees to be paid</b>
General/ OBC male candidates	Rs. 2,000/=
SC/ST/PwD male candidates	Rs. 1,000/=
All female candidates	Rs. 1,000/=

- On the next screen, Enter Name, Date of Birth, mobile number and your CEED 2015 Application number
- Proceed as instructed and Click on '**Submit**'
- On the next screen, verify the details and click on '**Confirm**'. If there is any correction go back and do the correction.
- Now you will be taken to payment gateway
- Select appropriate '**Mode of Payment**'
- Check the charges/commission applicable for selected 'Mode of Payment'
- Pay 'online' using Internet Banking/Credit Card/Debit Card and print the receipt for your record

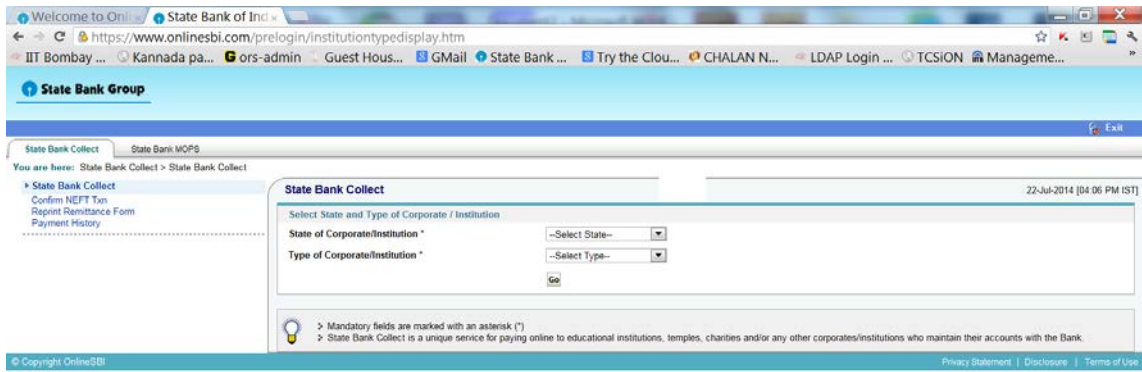
Access www.onlinesbi.com



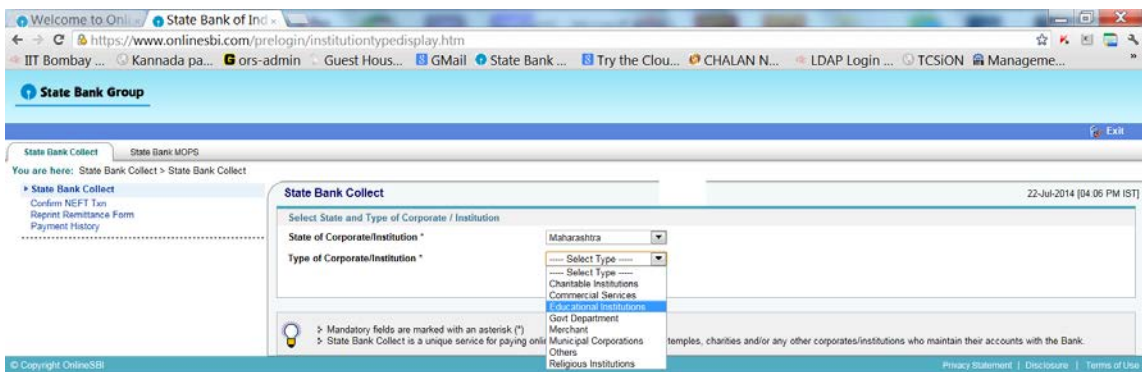
CLICK On State Bank Collect



Click Check box to accept Terms and Conditions and click on Proceed

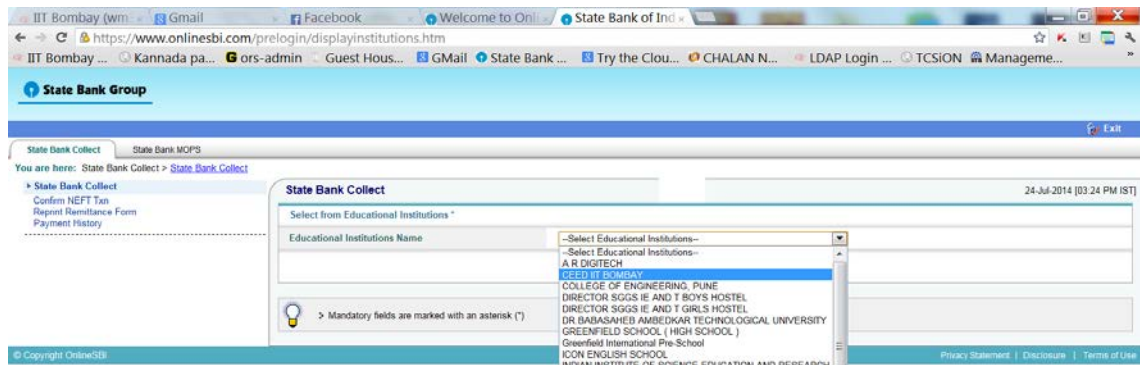


Select State of Corporate/Institute as Maharashtra

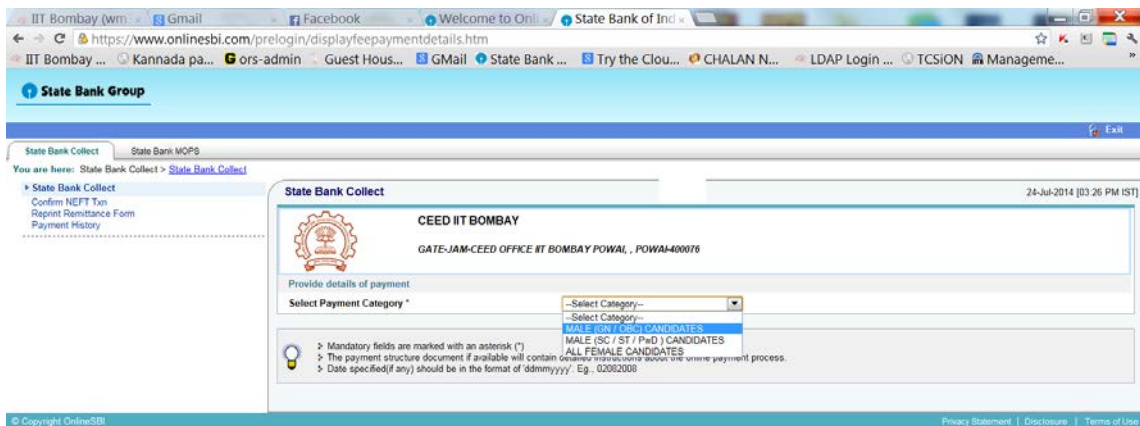


Select Type of Corporate/Institute as Educational Institutes and click "Go"

Select Name of the Institute as "CEED IIT Bombay" and click on "Submit"



Select Payment Category as mentioned above.



Next screen will be as follows:

The screenshot shows a web browser window with the URL <https://www.onlinesbi.com/prelogin/suvidhaparamdisplay.htm>. The page title is "State Bank Group". The main content area is titled "State Bank Collect" and "CEED IIT BOMBAY". It includes a navigation menu on the left with links like "Confirm NEFT Txn", "Request Remittance Form", and "Payment History". The main form is for providing payment details, with fields for "Select Payment Category", "NAME", "CEED APPLICATION No.", "DATE OF BIRTH", "MOBILE No.", and "APPLICATION FEES". There is also a "Remarks" field. Below this is a section for re-printing a challan, with fields for "Name", "Date of Birth", "Mobile Number", and a CAPTCHA image. The CAPTCHA text is "47011". The page footer includes "Copyright OnlineSBI" and "Privacy Statement | Disclosure | Terms of Use".

Here you have to fill:

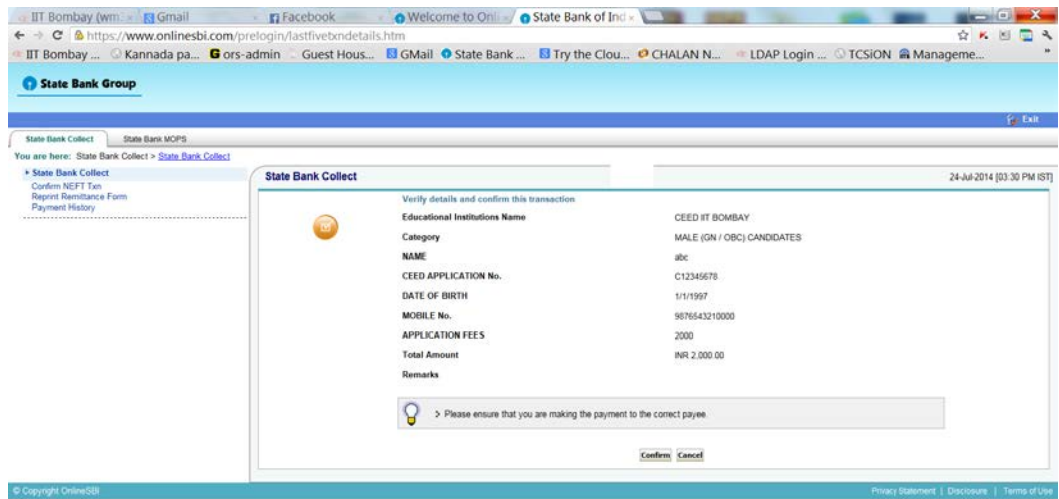
- CEED Application Number
- Your Name
- Your date of birth
- Your Mobile Number

In the bottom portion of the page you have to fill the following details for reprinting receipt.

- Your Name
- Your date of birth
- Your Mobile Number

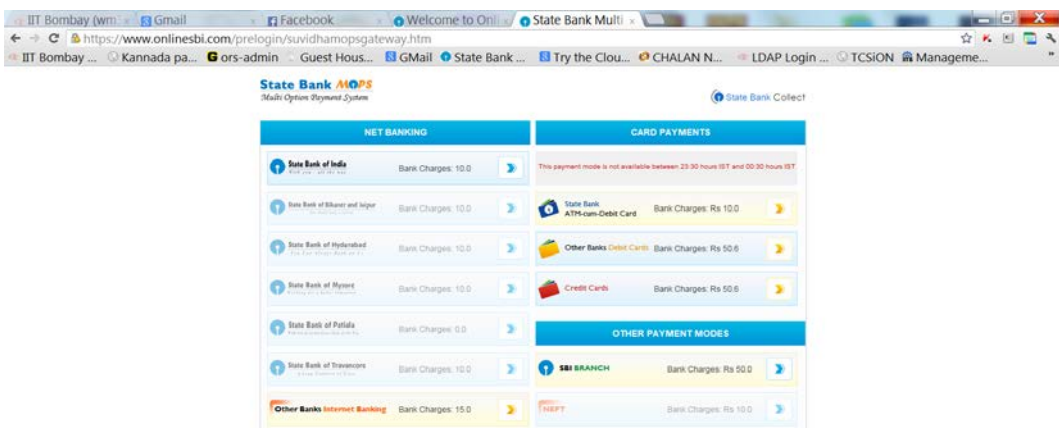
In the last box you have to fill the text shown against it and press Submit

Next screen will be the preview showing payment details.



If all the details are correct press submit and proceed further. If there are any corrections to be made press cancel. You will taken to first screen and enter the details again.

When you click on 'Submit' button, you will be taken to a screen as follows, which shows you about different modes of payment and bank charges. Click on the link through which you wish to make payment and proceed further.



After completion of payment enter the payment details on to the CEED 2015 application site.